



A55K Professional Certification Test Instructions

Congratulations on being prepared to take the A55K Professional Certification Test!

You will be taking a web-based test through the Proctorio remote proctoring service. There is facial recognition and artificially intelligent monitoring to ensure a secure testing environment.

For example, you will be asked to turn on your camera, your ability to use other programs will be temporarily suspended and you will be advised to not take the test in an area where people can be seen moving behind you.

If the service identifies something odd about your conditions it will stop the test. But don't worry, we will arrange for you to take the test for no additional cost when the issue is resolved.

The following, 10-step instructions should be all you need. But if you have questions, you can contact either Mike Bordenaro at mbordenaro@AssetLeadership.net or (312) 307-3732 or Nick Knoke at nknoke@AssetLeadership.net.

Technical requirements:

1. **Computer with Camera (webcam)**
2. **Chrome browser**
3. **Email that you can access via the browser**

1. Go to <https://a55ktest.assetleadership.net/moodle/> and click "Log in" in the upper right.

A55Ktest

You are not logged in. (Log in)

A55K Professional Certification Test

Available courses

A55K Test

Thank you for participating in the course focused on ISO 55000, ISO 55001 and ISO 55002. We are confident the course gave you a thorough exposure to the core material and nuanced implications of the documents. And we are sure you are prepared for the test!

2. Create a new account. **Note that this is not your AJAG course login!**

A55K Professional Certification Test

Username

Forgotten your username or password?

Password

Cookies must be enabled in your browser

Remember username

Log in

Is this your first time here?

For full access to this site, you first need to create an account.

Create new account

Be sure to use an email that you can access within the Chrome browser. Also make a note of your username and password!

A55K Professional Certification Test

New account ▼ Collapse all

▼ Choose your username and password

Username

Password

The password must have at least 8 characters, at least 1 digit(s), at least 1 lower case letter(s), at least 1 upper case letter(s), at least 1 non-alphanumeric character(s) such as *, -, or #

▼ More details

Email address

Email (again)

First name

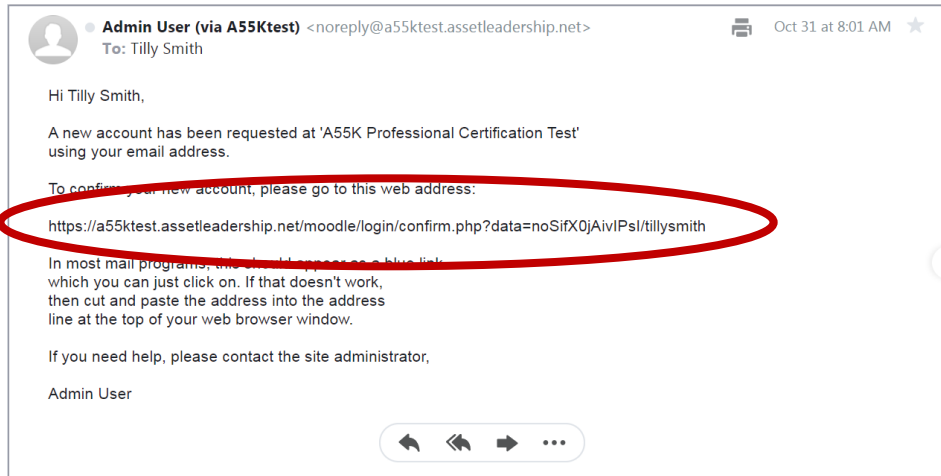
Surname

City/town


Country

Create my new account Cancel

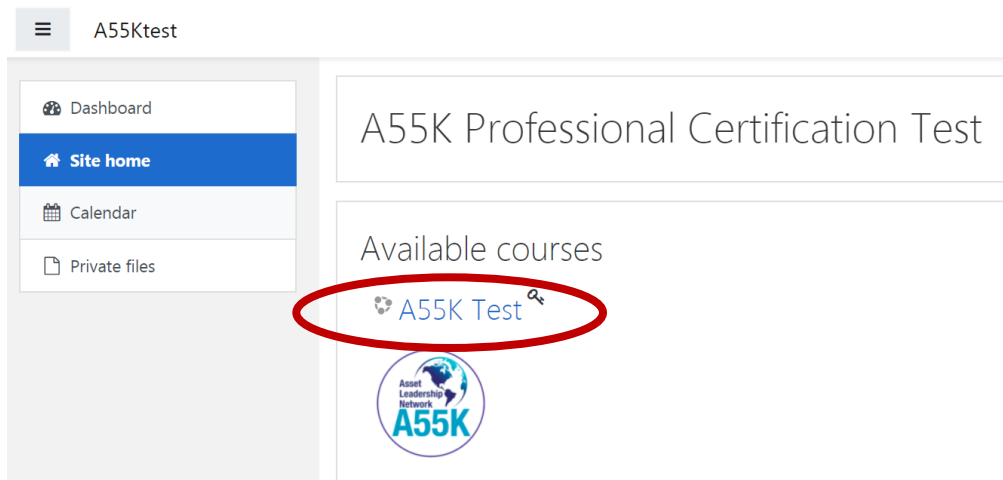
3. Go to the confirmation email in the appropriate inbox and follow the link to your dashboard.



4. Click on the dropdown menu in the upper left and click "site home".



5. Now click "A55K Test" under "Available Courses" (center page).

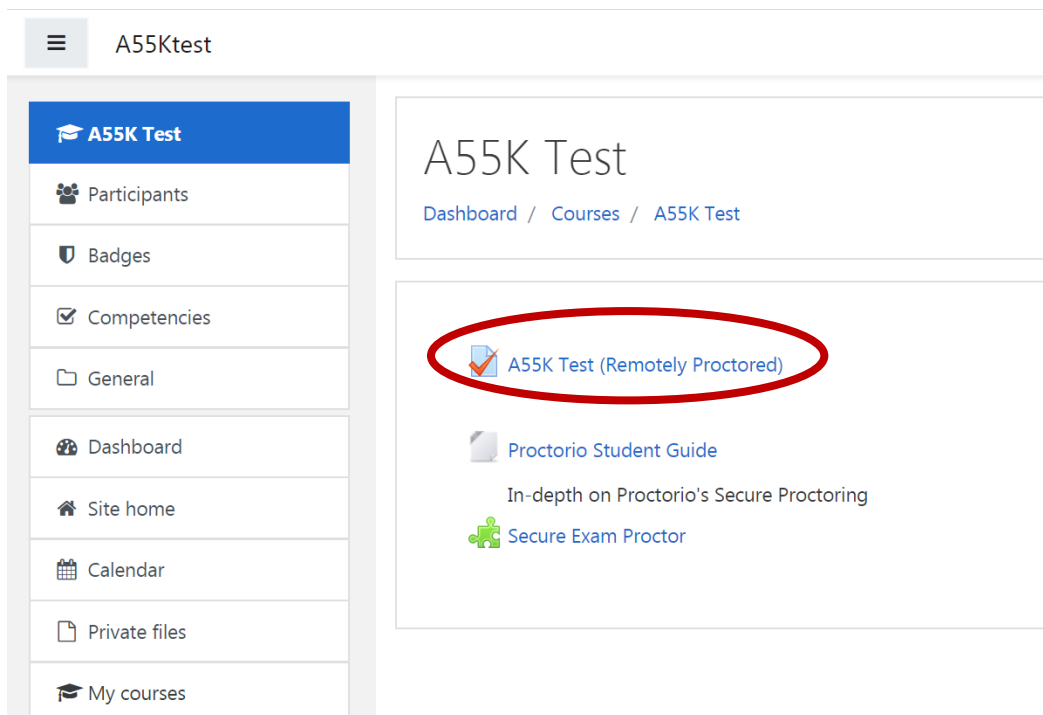
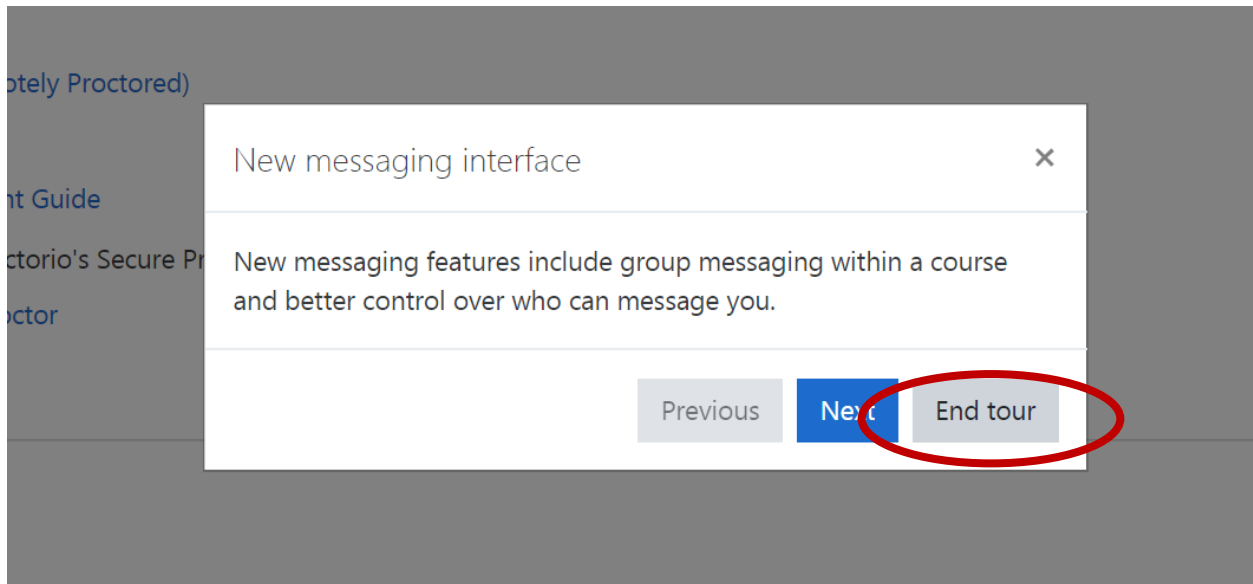


6. Then, enter the **self-enrollment key: assetleadership**

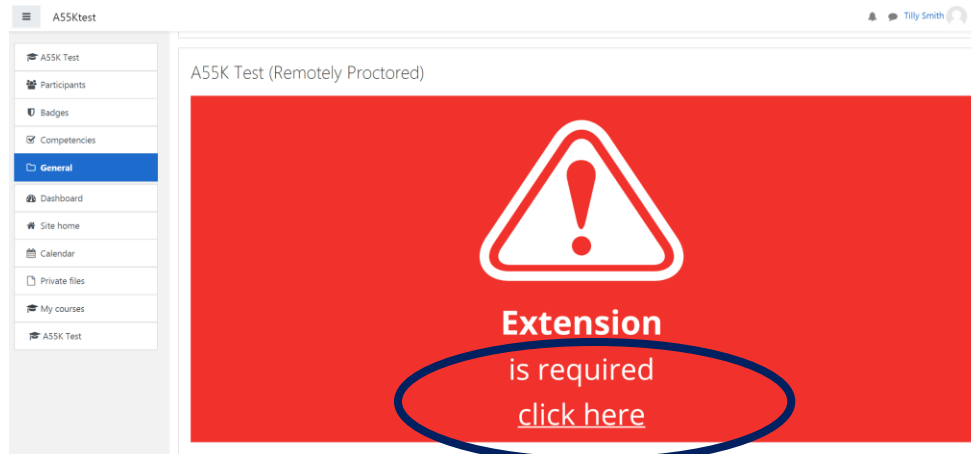
The screenshot shows a Moodle course page for 'A55K Test'. On the left is a navigation menu with links to 'A55K Test', 'Dashboard', 'Site home', 'Calendar', and 'Private files'. The main content area has a breadcrumb trail: 'Dashboard / Courses / A55K Test / Enrol me in this course / Enrolment options'. Below this is the 'Enrolment options' section, which includes a search bar for 'A55K Test' and a logo for the 'Asset Leadership Network A55K'. Under the 'Self enrolment (Student)' section, there is a label 'Enrolment key' and a text input field containing a series of dots. This input field is circled in red. Below the input field is a blue 'Enrol me' button.

7.a continues on the next page

7.a Then, click "A55K Test (Remotely Proctored)". You may get a popup box that says "New messaging interface"; if so, click "End tour".

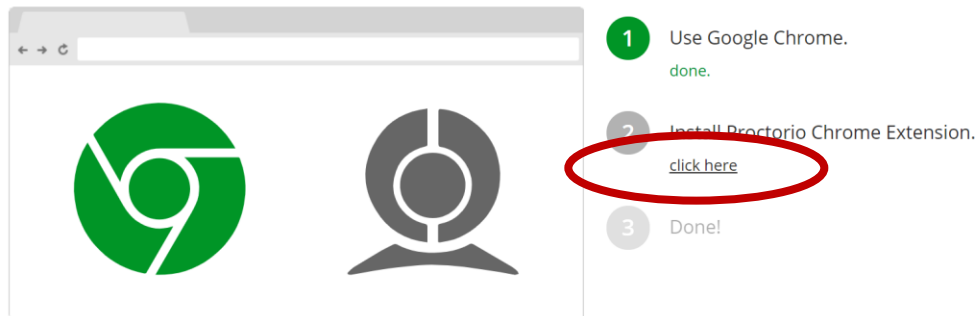


7. You will get a message “Extension is required, click Here.” This installs the Proctorio remote proctoring extension. Click on the link to install, and follow the prompts. (Note* this install may be disabled on work computers, so if the Proctorio extension doesn’t download and install, try using a personal computer.)



Proctorio *Chrome Extension*

This course requires you to install an extension into your browser.



Proctorio Inc.
Scottsdale, Arizona.
Privacy and Cookies
Terms of Service
Copyright © 2013-2017 Proctorio inc.
All rights reserved.

Continuation of step 7

The screenshot shows the Chrome Web Store page for the Proctorio extension. At the top left, it says "chrome web store" and at the top right, the user's email "lindsay.ziegler@gmail.co" is visible. Below the navigation bar, the breadcrumb "Home > Extensions > Proctorio" is shown. The extension's name "Proctorio" is displayed with a shield icon, followed by "Offered by: proctorio.com", a 2.26 star rating, "Accessibility" information, and "550,812 users". A blue "Add to Chrome" button is circled in red. Below this, a dialog box titled "Add 'Proctorio'?" is open, listing permissions: "Read and change all your data on the websites you visit", "Display notifications", "Modify data you copy and paste", "Capture content of your screen", "Manage your downloads", and "Identify and eject storage devices". At the bottom of the dialog, the "Add extension" button is circled in red, along with the "Cancel" button.

If you get a popup that says “Turn on sync”, just click on the X in the upper right to close. Then return to the Moodle tab on your browser.

- When you are ready, click "Attempt Quiz Now". The system will require you to shut down all browser tabs except for the Moodle exam tab.

A55K Test

[Dashboard](#) / [My courses](#) / [A55K Test](#) / [General](#) / [A55K Test \(Remotely Proctored\)](#)

A55K Test (Remotely Proctored)

This exam will be monitored by **Proctorio**. [Learn more about Proctorio.](#)

A webcam is required to take this exam.

To attempt this quiz you need to know the quiz password

Time limit: 3 hours

Grading method: Highest grade

Attempt quiz now

Jump to...

[Proctorio Student Guide](#)

- Follow instructions to verify a secure testing environment.
- Whew! Finally, you can take the test! Thank you for your patience through this laborious process.