

2020 Asset Leadership Forum

reStructuring Infrastructure Policy and Strategy



Metropolitan Transportation Authority

State of New York

Mildred M. Chua, Program Executive, Enterprise Asset Management & Transformation

October 7, 2020



NY Metropolitan Transportation Authority Overview

New York Depends on Public Transportation

Scale/Complexity: The MTA owns and operates more subway and commuter rail cars than all other metro and commuter railroads in the US combined.

**\$1 Trillion
Asset Base**



6,465
Subway Cars



713
Stations



2,393
Commuter Fleet



2,078
Track Miles



9
Bridges and Tunnels



5,643
Buses

24/7 Operations

**Six Agencies: 70,000+
Workforce**

- NYC Transit
- Metro North
- LIRR
- Bridges & Tunnels
- MTA Bus
- Construction & Development

**2.6 Billion users
annually**

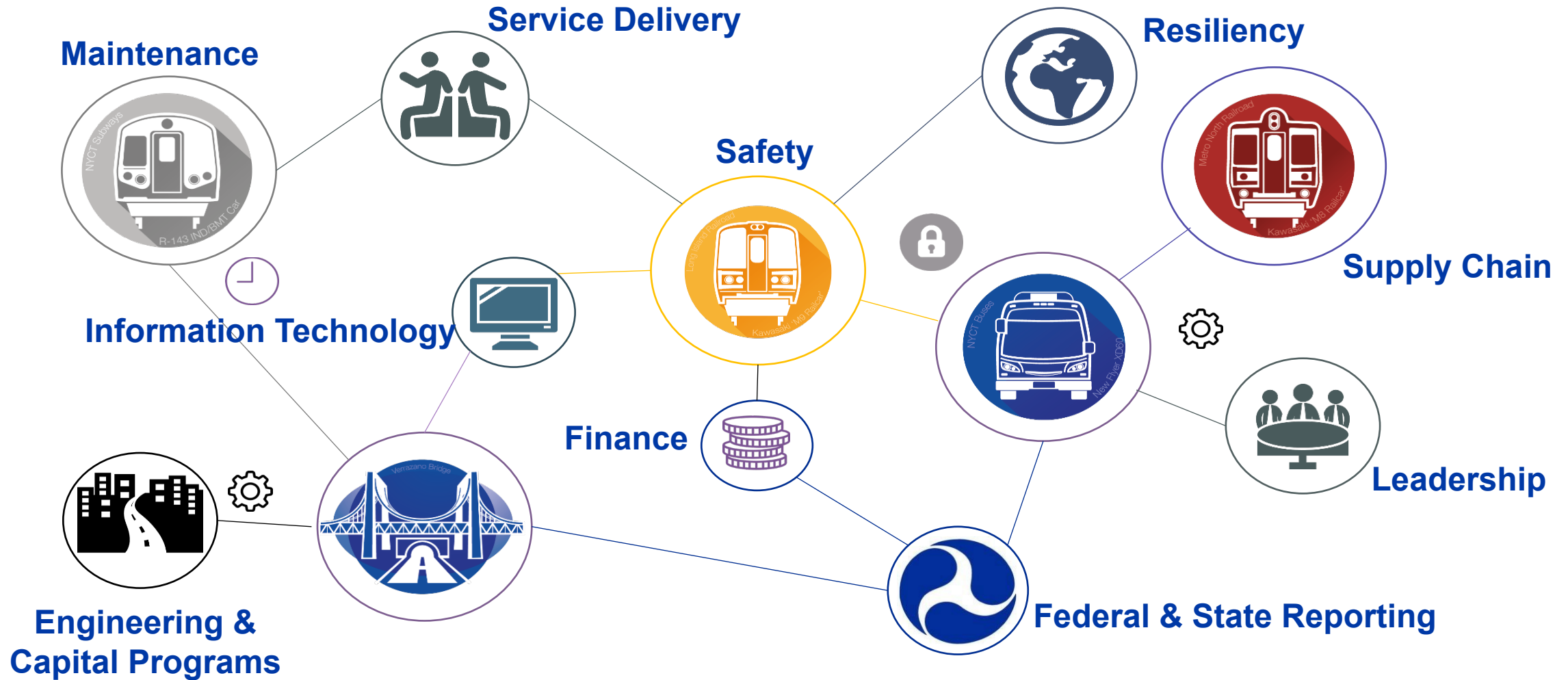
- 9 million transit riders and 1 million drivers daily

**Our Investments Drive
the regional economy**


- The MTA transportation networks services 75% of the New York metropolitan population



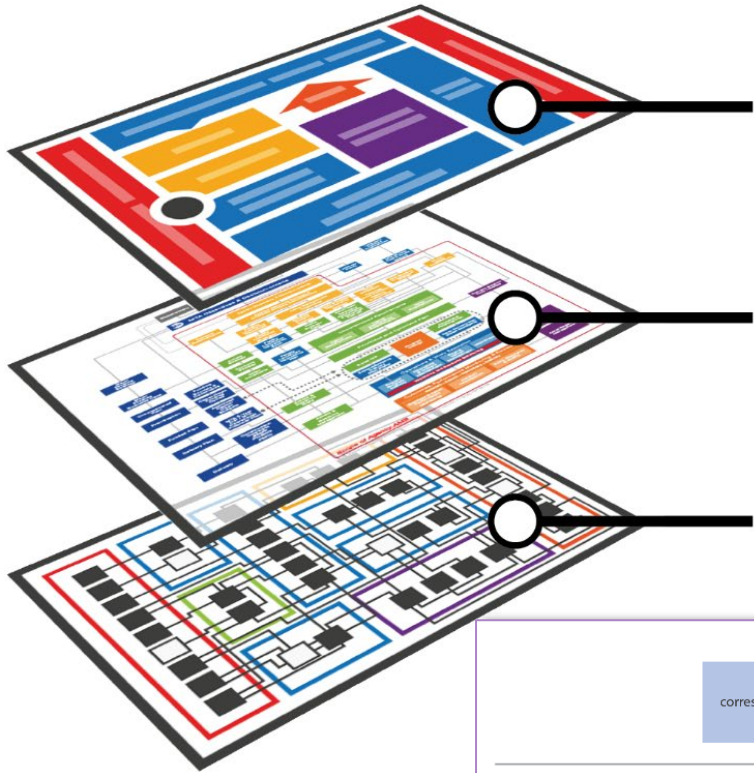
The Many Views of Asset Management at the MTA



One MTA Asset Management System, Grounded in ISO55000 principles



The Asset Management Policy



One MTA Organizational Framework (Plan-Do-Check-Act)

One MTA Integrated Asset Management Process

One MTA Business Capabilities Model (PPT)

Performance Management Framework

