



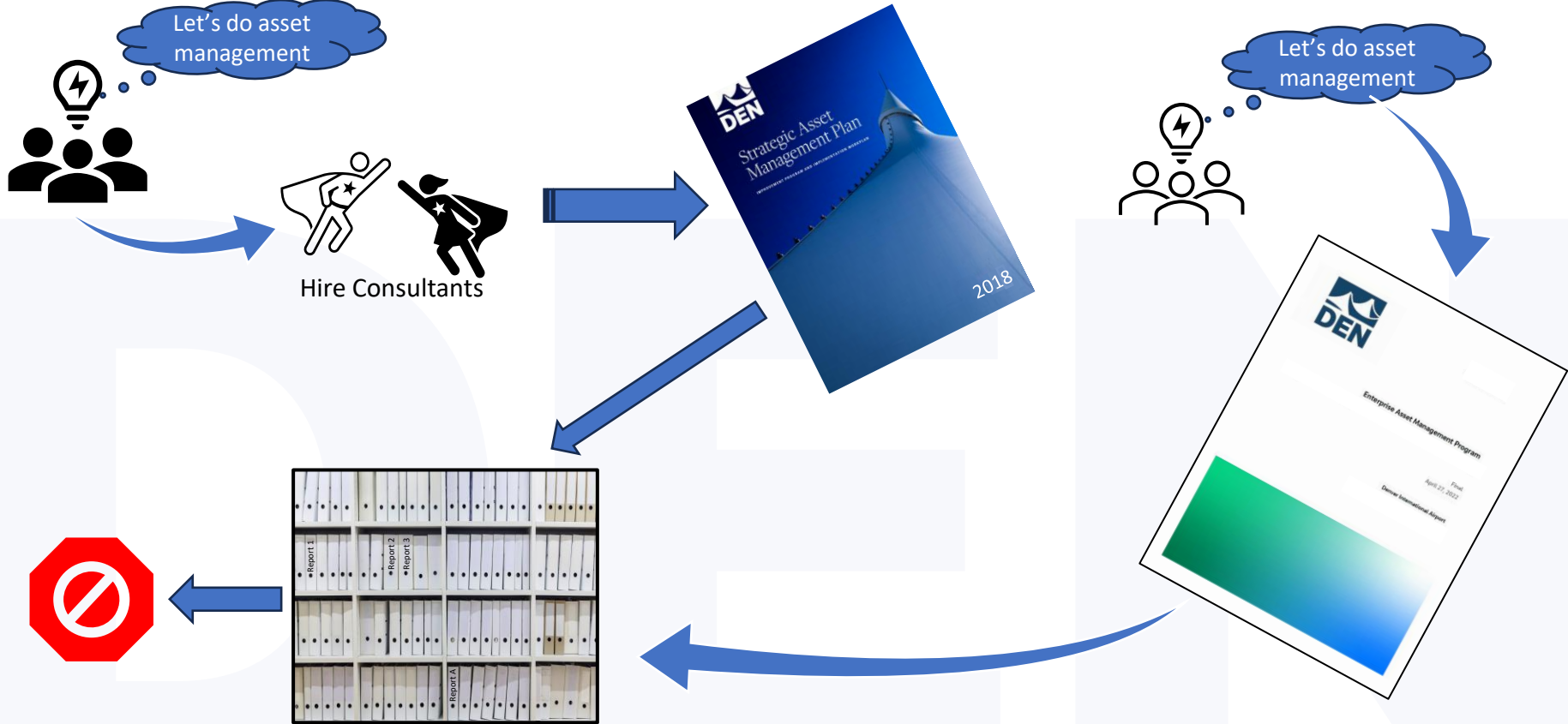
MAKING ASSET MANAGEMENT COME ALIVE THROUGH DIGITAL TRANSFORMATION

ASSET LEADERSHIP NETWORK - AIRPORTS

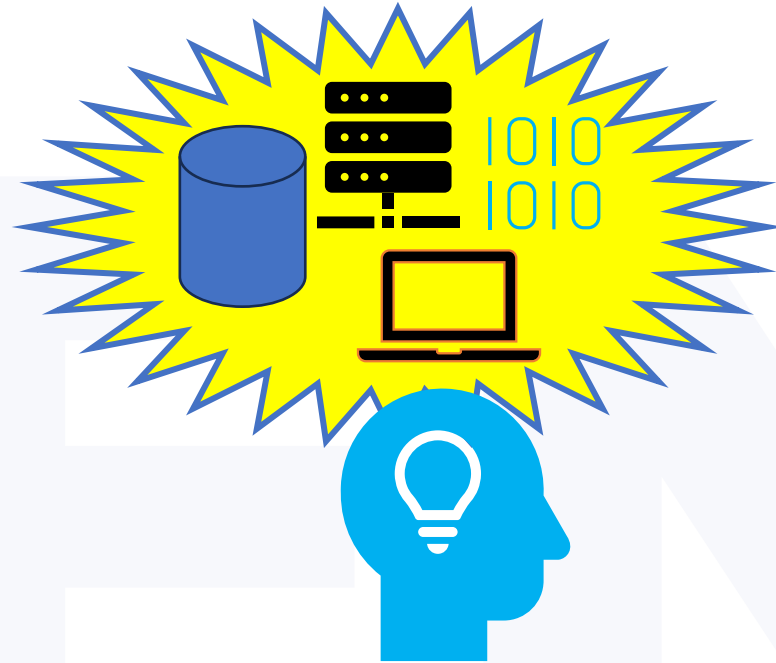
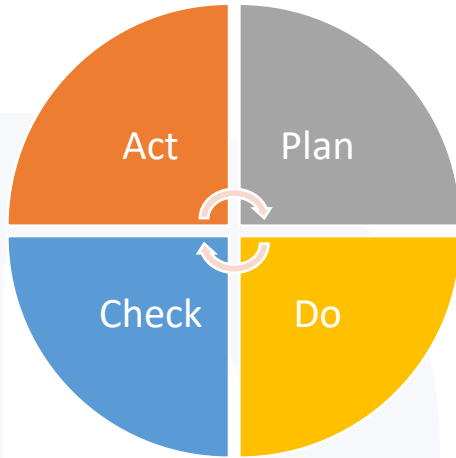
APRIL 25, 2024

BRYAN OLDHAM
SENIOR DIRECTOR ASSET MANAGEMENT
DENVER INTERNATIONAL AIRPORT

TYPICAL ASSET MANAGEMENT APPROACH



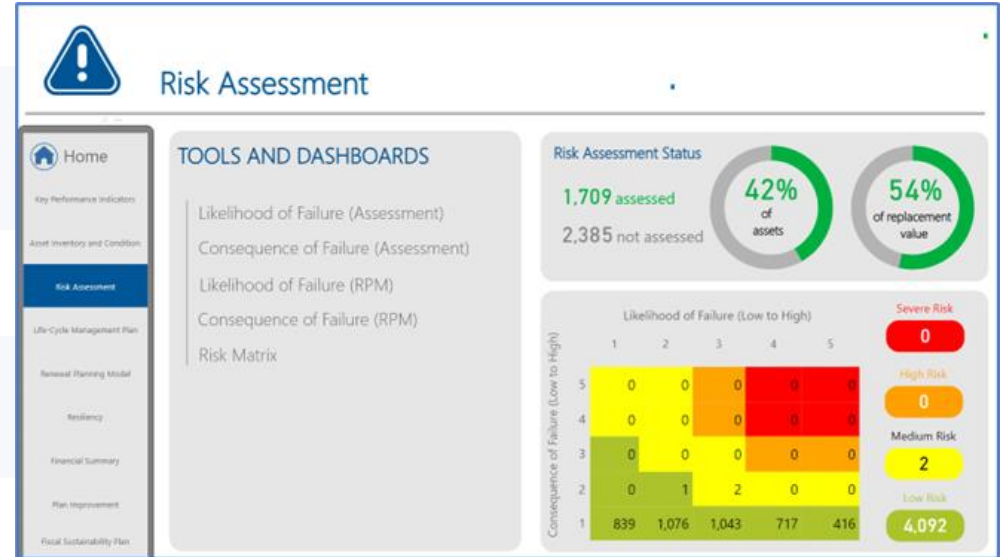
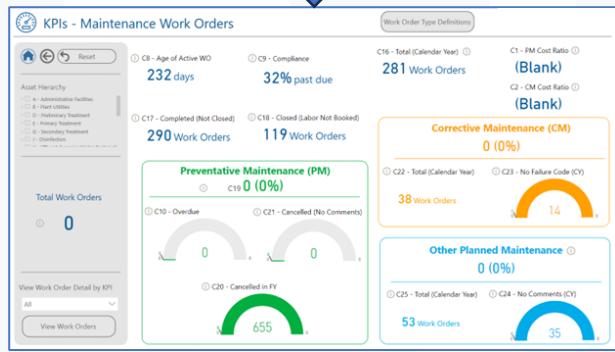
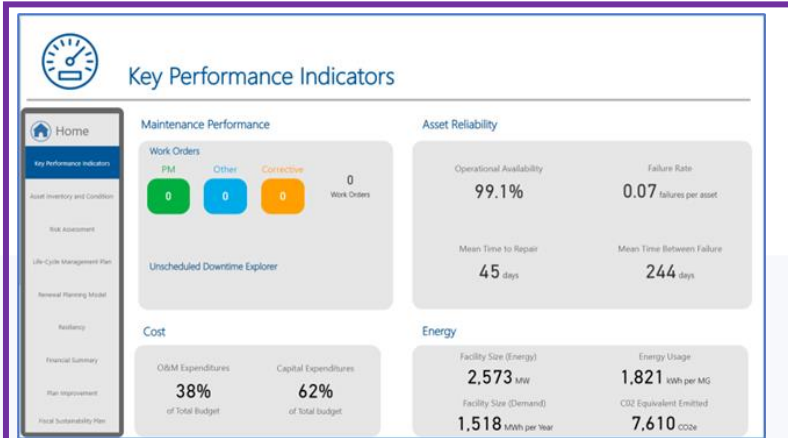
THERE HAS TO BE A BETTER WAY



MAKE ASSET MANAGEMENT COME ALIVE



EXAMPLES OF HOW TO ELIMINATE PAPER



CAN DO FINANCIALS AND WHAT IF ANALYSES



Capital Improvement Program Planning Dashboard

System Risk

38%

Service Disruption

5%

Regulatory Risk

33%

Health and Safety

5%

Business Foundations

18%

Customer Sensitivity

7%

CIP ID	System Risk Weighted	Service Disruption Weighted	Regulatory Risk Weighted	Health and Safety Weighted	Business Foundations Weighted	Customer Sensitivity Weighted	Score	Rank
PRG-WAT-T-003	1.90	0.20	1.65	0.20	0.72	0.21	4.88	1
CIP-WAT-T-007	1.52	0.20	1.65	0.25	0.90	0.21	4.73	2
CIP-WAT-T-009	1.90	0.20	0.99	0.15	0.36	0.35	3.95	3
CIP-WAT-T-010	1.52	0.10	0.99	0.05	0.90	0.07	3.63	4
PRG-WAT-T-001	0.38	0.10	0.99	0.20	0.90	0.28	2.85	5
PRG-WAT-T-002	0.76	0.10	0.99	0.05	0.72	0.07	2.69	6
PRG-WAT-T-005	0.38	0.20	1.32	0.15	0.36	0.07	2.48	7
PRG-WAT-T-006	0.38	0.05	0.66	0.20	0.90	0.14	2.33	8
CIP-WAT-T-008	0.38	0.10	0.99	0.20	0.36	0.21	2.24	9
PRG-WAT-T-004	0.38	0.05	0.66	0.05	0.36	0.07	1.57	10

Fund:

Type:

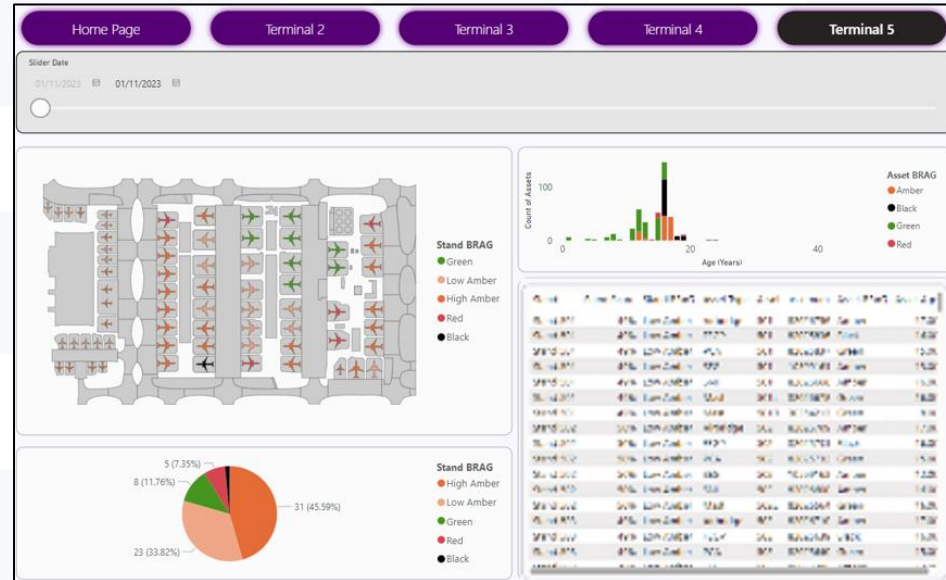
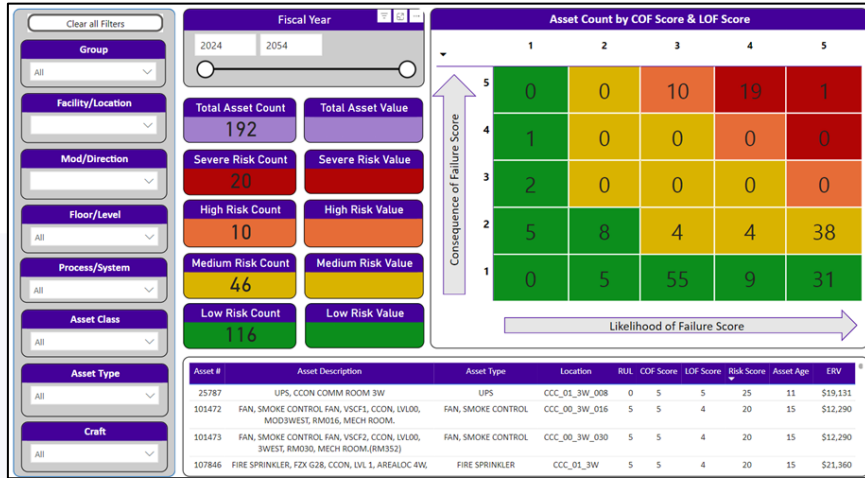
Program Category:

Phase:

Project Name:

Scenarios:

AND YES, EVEN AT AIRPORTS



WHERE ARE AIRPORTS HEADING?



- Artificial Intelligence
- Machine Learning
- Internet of Things
- BIM
- And ?????



QUESTIONS?